

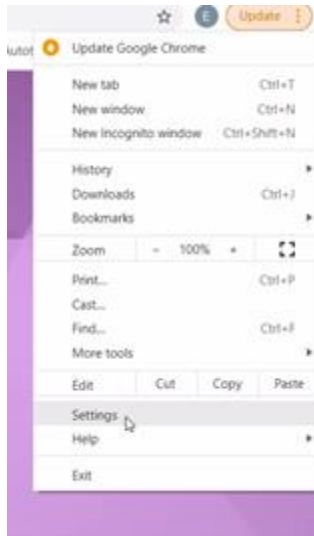
Hello,

To get the Chromebook to recognize the docu cam:

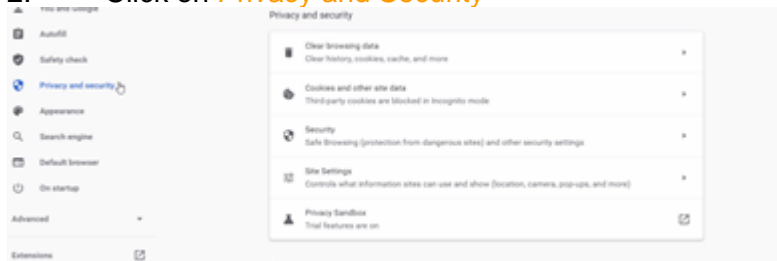
- Launch IPEVO Visualizer software from the start bar, click the camera and select the OKIOCAM device to verify the device is connected.
- *Open Chrome Browser Settings by clicking on the three stacked dots in the upper right hand corner of your browser. Type “camera” in the search window, then click on Site settings, then Camera. In the top drop-down, select OKIOCAM and verify that it is set to “Sites can ask to use your camera.”*

To get the browser to allow camera choice:

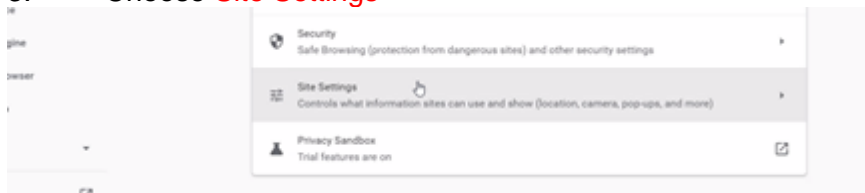
1. Click on the 3 dots, then click on **Settings**



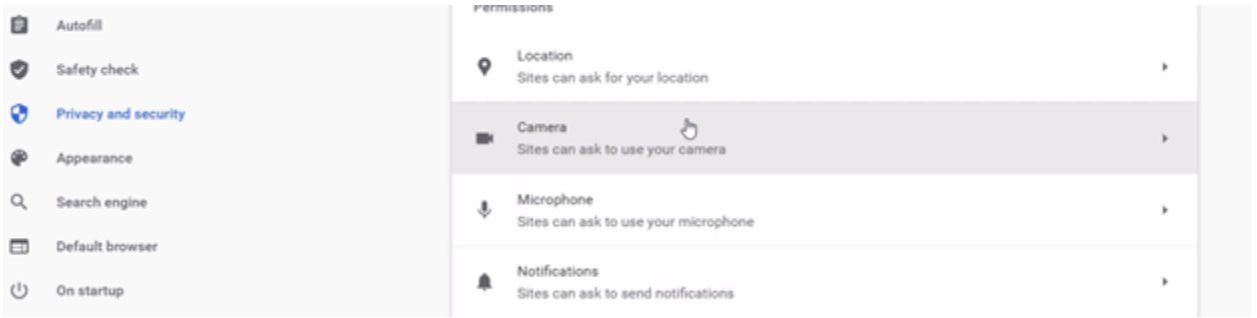
2. Click on **Privacy and Security**



3. Choose **Site Settings**



4. Click on **Privacy and security**, and choose **Camera**



5. Choose Okiocam

